

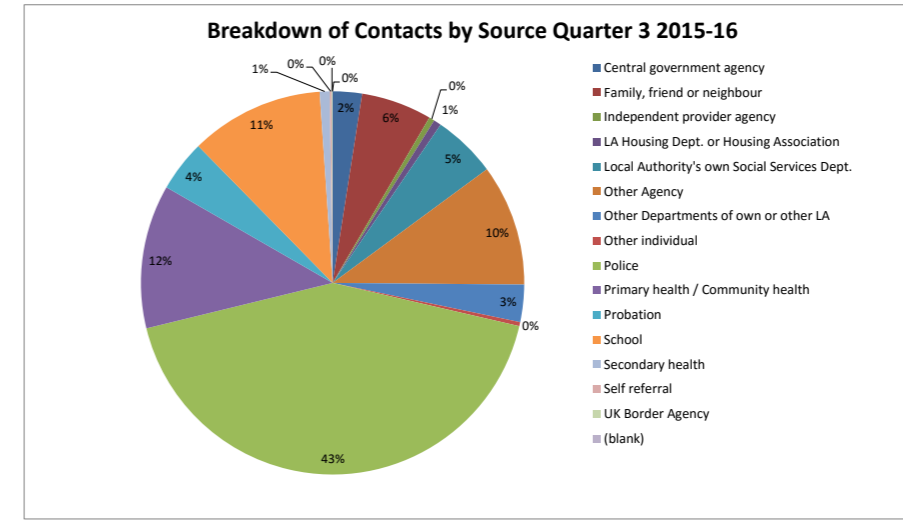
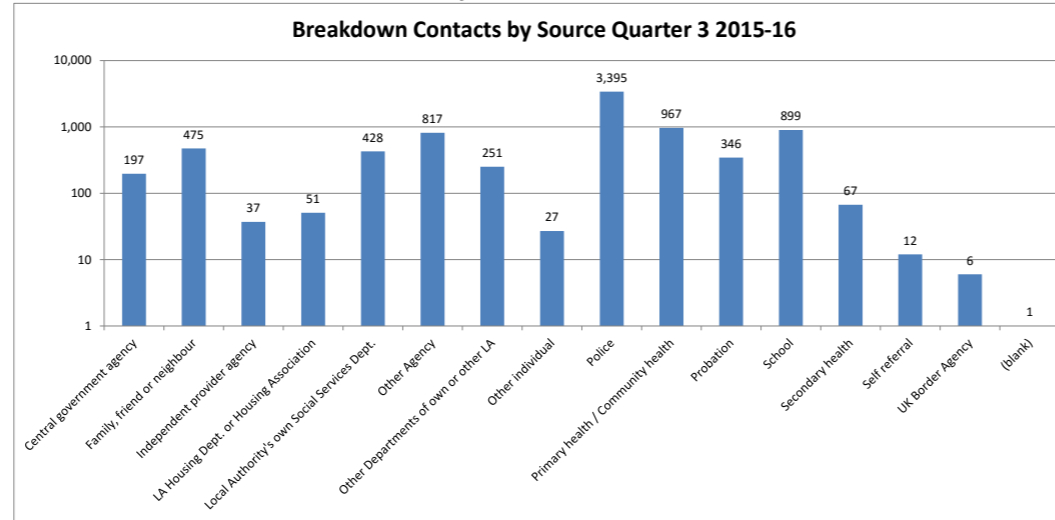
# Contacts - Quarter 3 2015-16 Summary

Total No of Contacts in Quarter 3 2015-2016 7,976

Source of Contact	Total	Total %
Central government agency	197	2.5%
Family, friend or neighbour	475	6.0%
Independent provider agency	37	0.5%
LA Housing Dept. or Housing Association	51	0.6%
Local Authority's own Social Services Dept.	428	5.4%
Other Agency	817	10.2%
Other Departments of own or other LA	251	3.1%
Other individual	27	0.3%
Police	3,395	42.6%
Primary health / Community health	967	12.1%
Probation	346	4.3%
School	899	11.3%
Secondary health	67	0.8%
Self referral	12	0.2%
UK Border Agency	6	0.1%
(blank)	1	0.0%
<b>Grand Total</b>	<b>7,976</b>	<b>100.0%</b>

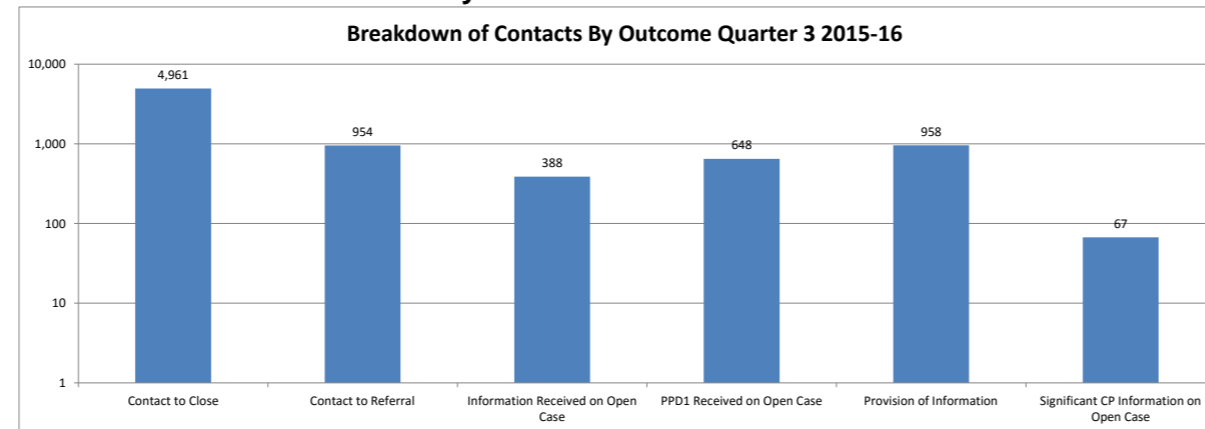
(blank) =No Information recorded on CareFirst

## Breakdown of Contacts by Source Quarter 3 2015-16



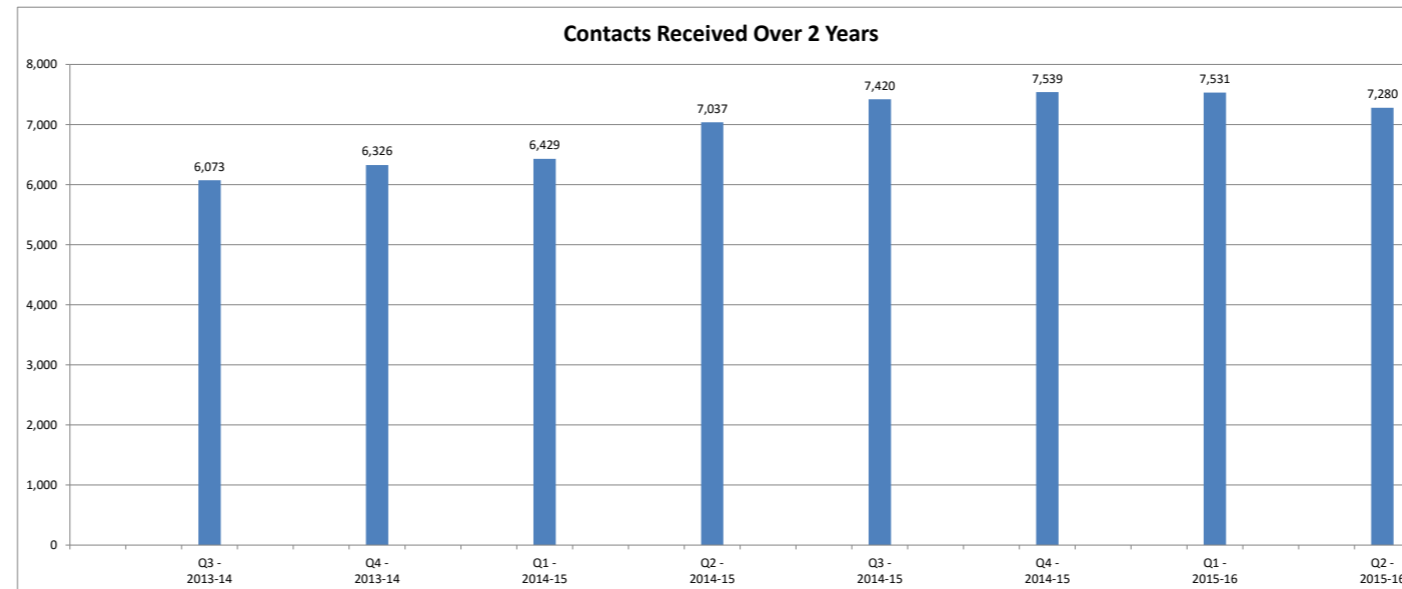
## Breakdown of Contacts By Outcome Quarter 3 2015-16

Contact Outcome	Total	Total %
Contact to Close	4,961	62.2%
Contact to Referral	954	12.0%
Information Received on Open Case	388	4.9%
PPD1 Received on Open Case	648	8.1%
Provision of Information	958	12.0%
Significant CP Information on Open Case	67	0.8%
<b>Grand Total</b>	<b>7,976</b>	<b>100.0%</b>



## Contacts Received Over 2 Years

Month	Month Total	Quarter	Quarter Total
Oct-13	2,270		
Nov-13	2,014		
Dec-13	1,789	Q3 - 2013-14	6,073
Jan-14	2,040		
Feb-14	2,199		
Mar-14	2,087	Q4 - 2013-14	6,326
Apr-14	1,995		
May-14	2,074		
Jun-14	2,360	Q1 - 2014-15	6,429
Jul-14	2,397		
Aug-14	2,080		
Sep-14	2,560	Q2 - 2014-15	7,037
Oct-14	2,688		
Nov-14	2,487		
Dec-14	2,245	Q3 - 2014-15	7,420
Jan-15	2,656		
Feb-15	2,329		
Mar-15	2,554	Q4 - 2014-15	7,539
Apr-15	2,274		
May-15	2,460		
Jun-15	2,797	Q1 - 2015-16	7,531
Jul-15	2,566		
Aug-15	2,016		
Sep-15	2,698	Q2 - 2015-16	7,280
Oct-15	2,614		
Nov-15	3,096		
Dec-15	2,266	Q3 - 2015-16	7,976



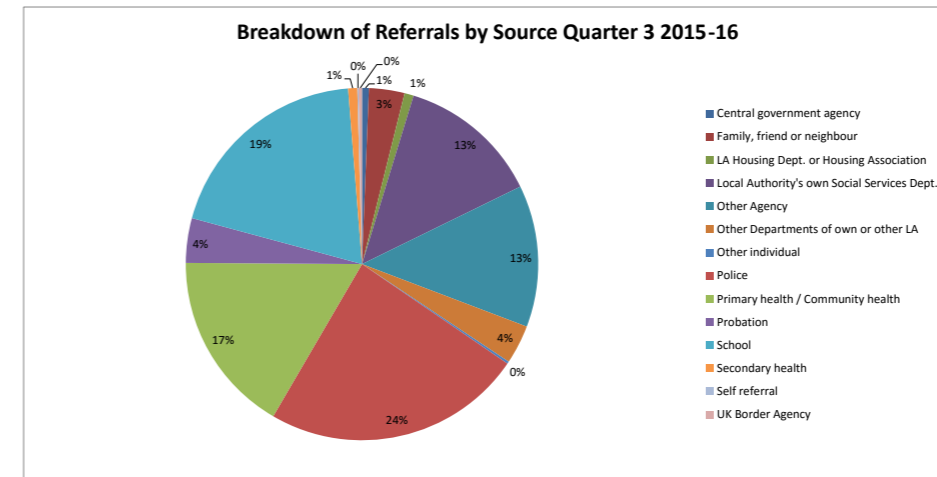
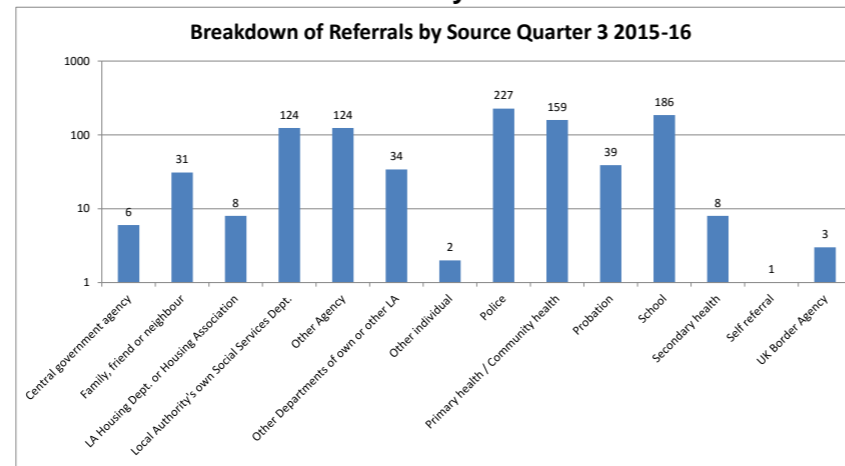
# Referrals - Quarter 3 2015-16 Summary

No of Referrals Quarter 3 2015-16 952

## Breakdown of Referrals by Source Quarter 3 2015-16

Source of Referral	Total	Total %
Central government agency	6	0.6%
Family, friend or neighbour	31	3.3%
LA Housing Dept. or Housing Association	8	0.8%
Local Authority's own Social Services Dept.	124	13.0%
Other Agency	124	13.0%
Other Departments of own or other LA	34	3.6%
Other individual	2	0.2%
Police	227	23.8%
Primary health / Community health	159	16.7%
Probation	39	4.1%
School	186	19.5%
Secondary health	8	0.8%
Self referral	1	0.1%
UK Border Agency	3	0.3%
<b>Grand Total</b>	<b>952</b>	<b>100.0%</b>

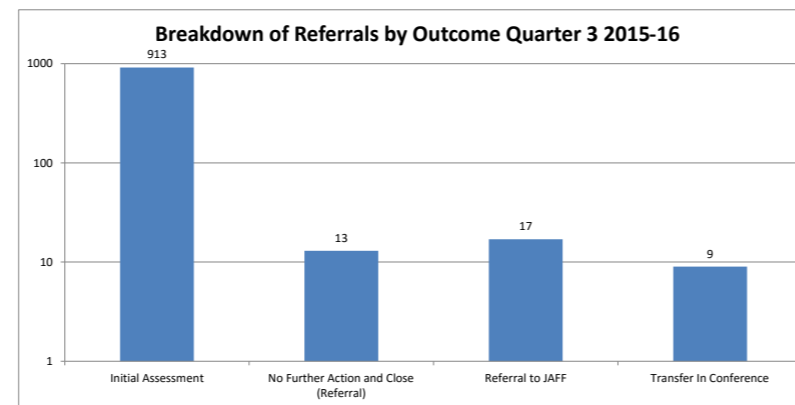
Referrals Started in Next quarter	5
Referrals resulting from Contacts in previous Quarter	3
<b>Total Referrals resulting from Contacts in Current quarter</b>	<b>954</b>



## Breakdown of Referrals by Outcome Quarter 3 2015-16

Row Labels	Total	Total %
Initial Assessment	913	95.9%
No Further Action and Close (Referral)	13	1.4%
Referral to JAFF	17	1.8%
Transfer In Conference	9	0.9%
<b>Grand Total</b>	<b>952</b>	<b>100.0%</b>

Referrals Started in Next quarter	5
Referrals resulting from Contacts in previous Quarter	3
<b>Total Referrals resulting from Contacts in Current quarter</b>	<b>954</b>



## Total Referrals Over 2 Years

Month	Month Total	Quarter	Quarter Total
Oct-13	406		
Nov-13	388		
Dec-13	348	Q3 - 2013-14	1,142
Jan-14	395		
Feb-14	385		
Mar-14	371	Q4 - 2013-14	1,151
Apr-14	339		
May-14	405		
Jun-14	425	Q1 - 2014-15	1,169
Jul-14	368		
Aug-14	256		
Sep-14	345	Q2 - 2014-15	969
Oct-14	371		
Nov-14	360		
Dec-14	327	Q3 - 2014-15	1,058
Jan-15	303		
Feb-15	335		
Mar-15	354	Q4 - 2014-15	992
Apr-15	253		
May-15	286		
Jun-15	318	Q1 - 2015-16	857
Jul-15	342		
Aug-15	340		
Sep-15	250	Q2 - 2015-16	932
Oct-15	257		
Nov-15	398		
Dec-15	297	Q3 - 2015-16	952

